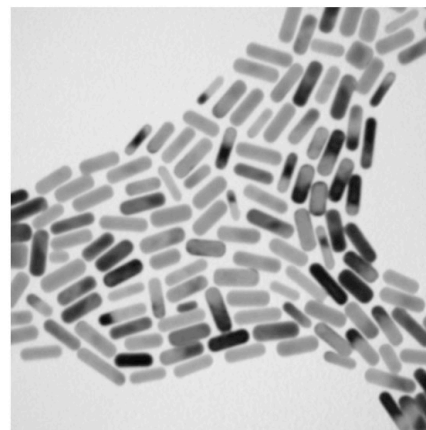
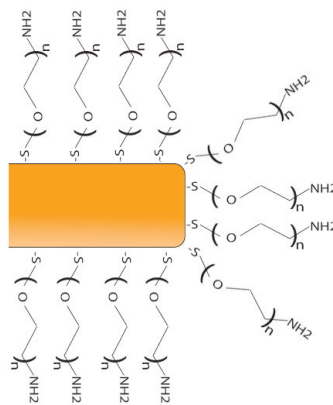


PRODUCT DATA SHEET

Amine Gold Nanorods

Description

Cytodiagnosics amine gold nanorods are available with two different PEG surface spacer lengths, 3,000 Da and 5,000 Da. These particles are ideal for use in applications that require conjugation of proteins or other ligands to the nanorod surface.



Our amine gold nanorods are available in three different aspect ratios, with major peak absorbances at 650nm, 700nm and 770nm. For custom aspect ratios or quantities, please contact our customer service department (customer_service@cytodiagnosics.com).

Cytodiagnosics PEGylated gold nanorods have been extensively purified to remove excess reagents from manufacturing and are supplied in ddH₂O.

Characteristics

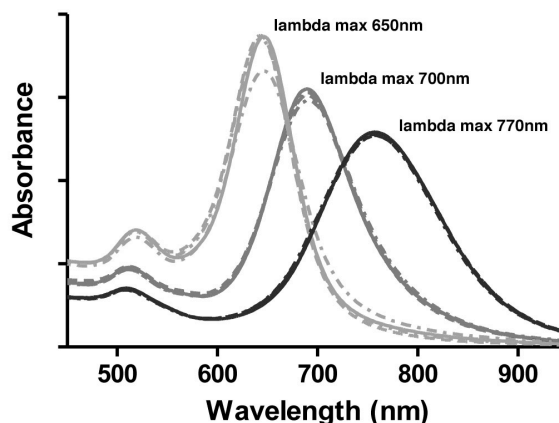
Aspect ratios: 2.2-3.2 (CV < 20%)
 Core dimensions: 30-60nm (length), 10-25nm (width)
 Concentration: Optical density (OD) = 50
 Longitudinal peak (λ_{max}): 650-770nm
 Transverse peak (λ_{max}): 510-520nm
 Average amine group density on surface: 2.8-5.8/nm²
 Supplied in ddH₂O

Storage/Stability

This product should be stored at 4°C. If stored unopened and as specified, Cytodiagnosics Amine Gold Nanorods are stable for at least 6 months.

Precautions and Disclaimer

These products are for R&D use only, not for drug, household, or other uses. Please consult the Material Safety Data Sheet available online at www.cytodiagnosics.com for information regarding hazards and safe handling procedures.





Ordering Information

For ordering call 866-344-3954 or visit us online at www.cytodiagnosics.com

Catalog Number	Description	Sizes
GRA3K-25-650-XX*	Amine Gold Nanorods (amine-PEG3000-SH), 25nm diameter, absorption max 650nm	0.5ml & 1.0ml
GRA3K-15-700-XX	Amine Gold Nanorods (amine-PEG3000-SH), 15nm diameter, absorption max 700nm	0.5ml & 1.0ml
GRA3K-10-770-XX	Amine Gold Nanorods (amine-PEG3000-SH), 10nm diameter, absorption max 770nm	0.5ml & 1.0ml
GRA5K-25-650-XX	Amine Gold Nanorods (amine-PEG5000-SH), 25nm diameter, absorption max 650nm	0.5ml & 1.0ml
GRA5K-15-700-XX	Amine Gold Nanorods (amine-PEG5000-SH), 15nm diameter, absorption max 700nm	0.5ml & 1.0ml
GRA5K-10-770-XX	Amine Gold Nanorods (amine-PEG5000-SH), 10nm diameter, absorption max 770nm	0.5ml & 1.0ml

***Note: XX is either -25 for 0.5ml format, or -50 for 1.0ml format.**

For custom sizes, bulk quantities, and custom gold nanorod surface chemistries please contact customer_service@cytodiagnosics.com.